


Driver: History

VOCABULARY

Stone Castle	A castle build out of stone
Motte and Bailey Castle	A castle build from wood. The main castle is built on a hill (motte) with the surrounding courtyard being below (bailey)
Turret	A small tower on top of a larger tower, usually in the corner of a castle
Ramparts	A defensive wall of a castle with a walkway at the top
Battlements	Regularly spaced, squared openings at the top of the castle wall for shooting through
Moat	A deep, wide ditch surrounding a castle that is filled with water
Drawbridge	A hinged bridge that can be lowered to travel over a castle moat
Portcullis	A strong, heavy grating that can be lowered to block the gateway entry
Feast	A large meal, typically a celebration
Jester	A professional joker in a medieval court
Coat of Arms	A heraldic badge of a person, family or country on a shield or flag



What should I already know?

In Year 1 we looked at the past and what houses were made from.

What is our new learning?

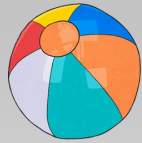
This term in History we will be;

- Exploring the differences between Motte and Bailey and brick castles.
- Looking at parts of a castle and what they were used for.
- Researching how castles were attacked.
- Exploring the role of a knight from the age of 7 through to becoming a fully grown knight.
- Understanding the roles of others living in the Castle and jobs people may have had.
- The differences between events then and now such as banquets and parties.

Basic Skills - counting in twos, fives and tens, days of the week, months of the year, handwriting, common exception words, phonics

Maths and Phonics homework will be sent home on a Friday, it will also be uploaded to the website. If you need any help please speak to your child's teacher.

Science Vocabulary



Bend	Shape or force something into a curve or angle
Twist	Form into a bent, curling or distorted shape
Stretch	Pulling to make an object wider or longer
Squash	To crush or squeeze with force so it becomes flat, soft or out of shape
Transparent	Totally see through
Opaque	Cannot see through
Translucent	Lets some light through
Strong	Able to withstand force or pressure
Flexible	Bend easily without breaking
Rigid	Unable to bend out of shape
Waterproof	To keep water out
Absorbent	Able to soak up liquid.
Recycle	Reuse material for a different purpose

What should I already know?


In Year 1 we looked at different types of materials. We looked at objects around us and what material they were made out of.



What is our new learning?

In this topic we shall be learning:

- The names and properties of different materials
- How to classify materials
- How solid objects can change their shape through bending, twisting, squashing and stretching.
- Which materials are best suited for a particular purpose.



Wider Curriculum



Literacy

This term in Literacy the children will be focusing on Dragons. They will be using lots of exciting adjectives and sentence starters to design and describe their own dragon. We will be learning how to write instructions and will be writing a descriptive invitation for our medieval feast.

PSHE

We will be focusing on 'Think Positive'. This topic focuses on recognising and talking about their feelings that are both positive and negative. We also look at making good decisions.

PE

All classes will be doing outdoor PE during this term. We will be focusing on athletics.

ART

During our Art lessons the children will be creating castles based on Paul Klee, creating their own dragon eyes and building junk model castles.

RE

During Re this term the children will be looking at Harvest. We will be reading lots of harvest stories and understanding the nature of this festival.

ICT

This term in ICT we will be using a paint package to draw and label a castle. They will be taught how to use different tools within the package to create a finished product.

The children will also be learning about positional and directional language through coding using Daisy the Dino and A.L.E.X apps.